

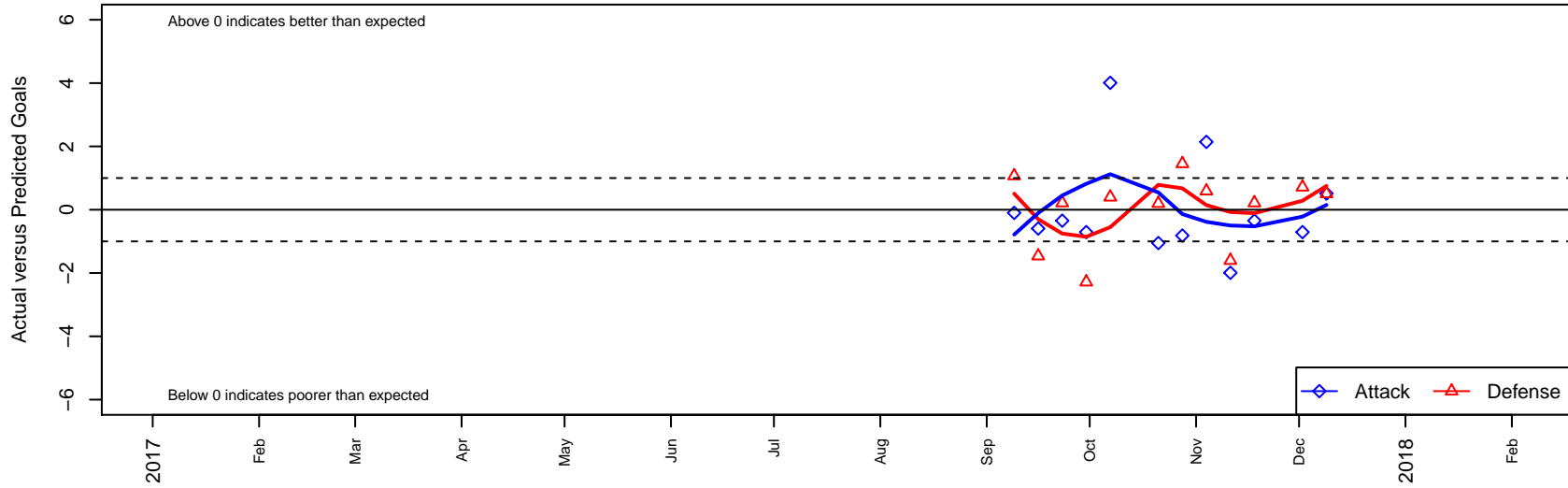
Storm King G05

Storm King SC
Port Angeles, WA
G05 total strength=729
attack=0.69 defense=0.89
fall league = NPSL Div 2 (05) U13

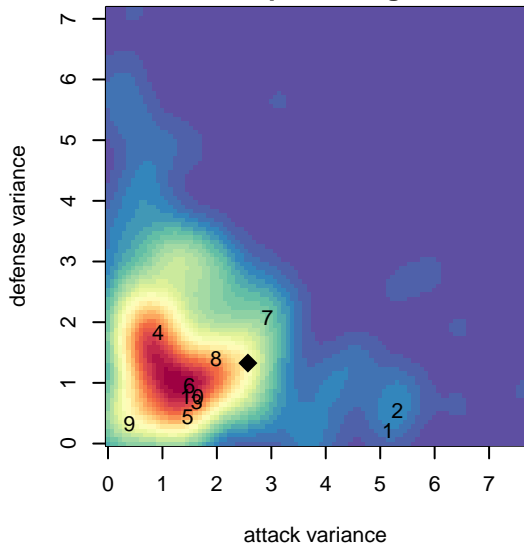
alt names used:
Storm King G05

Venues played:
2017 NPSL Division 2 (05) U13

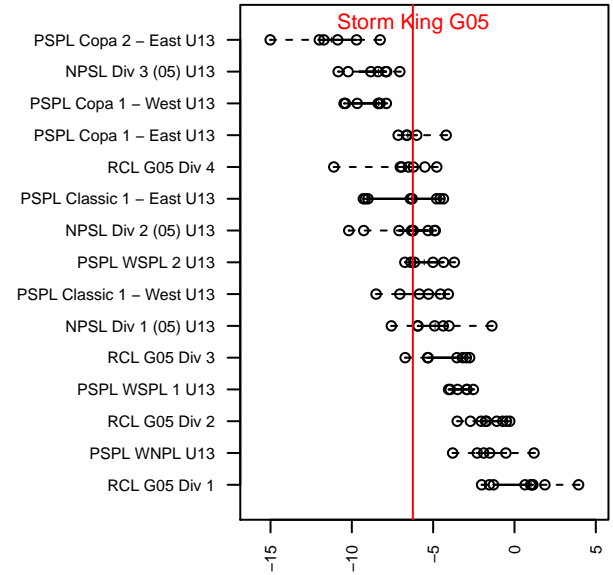
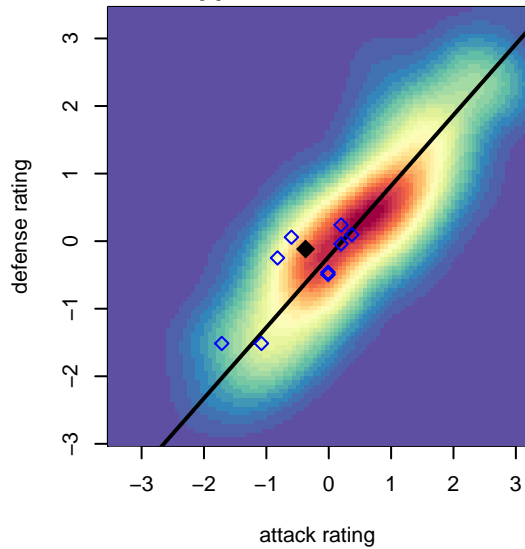
Storm King G05
Dots are actual minus expected GF (blue circles) and GA (red triangles).
Blue line is smoothed change in attack strength. Red is smoothed change in defense strength.



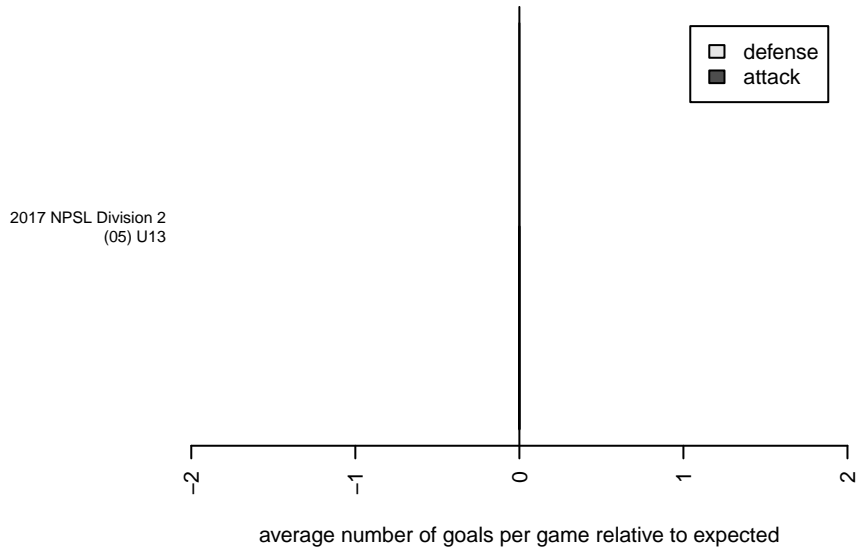
**attack and defense variance (black dot)
relative to other teams
and top 10 in region**



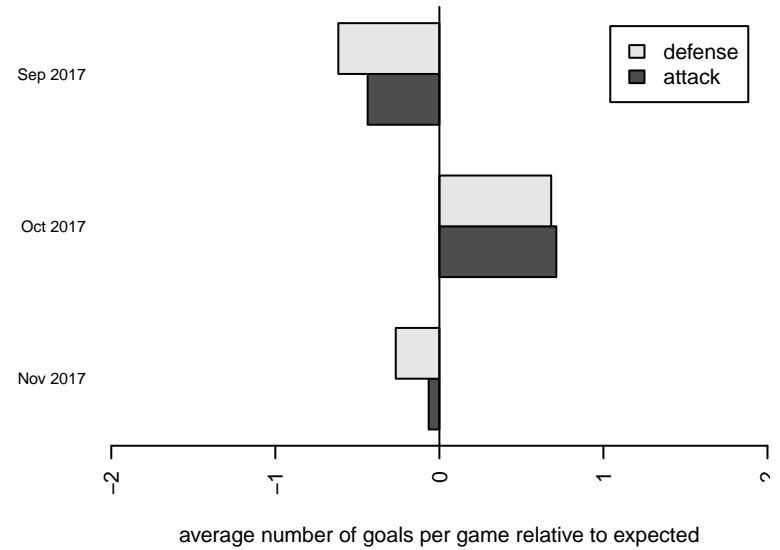
**attack and defense rating
relative to others at age
and all opponents in last 13 months**



Performance relative to 13 month average



Performance relative to 13 month average



date	home		away		venue	pred.home	pred.away
2017-12-09	Storm King G05	1	BIFC Blue G05	1	2017 NPSL Division 2 (05) U13	0.49	1.50
2017-12-02	Storm King G05	0	NSC White Reign G05	0	2017 NPSL Division 2 (05) U13	0.71	0.71
2017-11-18	Newport FC Panthers G05	0	Storm King G05	3	2017 NPSL Division 2 (05) U13	0.21	3.35
2017-11-11	FWFC White G05	2	Storm King G05	1	2017 NPSL Division 2 (05) U13	0.40	2.99
2017-11-04	Storm King G05	3	Sky River SC Fierce G05	0	2017 NPSL Division 2 (05) U13	0.86	0.59
2017-10-28	Seattle United Shoreline Blue G05	0	Storm King G05	0	2017 NPSL Division 2 (05) U13	1.45	0.82
2017-10-21	MIFC Crush G05	1	Storm King G05	0	2017 NPSL Division 2 (05) U13	1.20	1.05
2017-10-07	Storm King G05	7	FWFC White G05	0	2017 NPSL Division 2 (05) U13	2.99	0.40
2017-09-30	NSC White Reign G05	3	Storm King G05	0	2017 NPSL Division 2 (05) U13	0.71	0.71
2017-09-23	Storm King G05	3	Newport FC Panthers G05	0	2017 NPSL Division 2 (05) U13	3.35	0.21
2017-09-16	Southlake Select Red G05	3	Storm King G05	0	2017 NPSL Division 2 (05) U13	1.54	0.59
2017-09-09	Storm King G05	1	Seattle United W Blue G05	0	2017 NPSL Division 2 (05) U13	1.10	1.07